

Codes and Approvals

Rest assured that the Solatube Daylighting System can be used in your project without any hassles. Solatube Daylighting Systems have been approved by all major building product approval agencies:

- A440-08 (AAMA/WDMA/GSA)
- Code Compliance Research Report (CCRR)
- Florida Building Code/High Velocity Hurricane Zone
- City of Los Angeles
- Texas Department of Insurance
- Energy Star®/NFRC
- Federal OSHA Fall Protection
- California OSHA Fall Protection



NC BASED & FAMILY OWNED SINCE 1930



www.gbenergy.com

Advance	336.998.9748
Boone	828.262.3637
Elkin	336.835.3607
Millers Creek	336.973.2411
Mills River	828.891.7371
Pilot Mountain	336.368.3678
Sparta	336.372.4443
Statesville	704.873.4747
Weaverville	828.645.1007

fireplaces . heaters . grills . outdoor living
tankless hot water . boilers . awnings



Solatube International, Inc.
2210 Oak Ridge Way, Vista, California 92081

www.solatube.com

Toll Free 1-888-SOLATUBE

Part No. 951572 v 2.1 © Copyright 2012



Technology is Beautiful

Solatube® Daylighting System

1 Raybender® 3000 Technology

- Patented daylight-capturing dome lens
- Redirects low-angle sunlight
- Rejects overpowering summer midday sunlight
- Consistent daylighting throughout the day



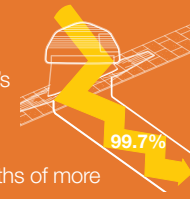
2 LightTracker™ Reflector

- Innovative in-dome reflector
- Redirects low-angle winter sunlight
- Increases light input for increased light output
- Unsurpassed year-round performance



3 Spectralight® Infinity

- Most reflective tubing used in TDD's
- 99.7% specular reflectivity*
- Purest color rendition possible
- Allows for amazing tubing run lengths of more than 30 feet



4 Stylish Daylight Delivery

- Form and function combine for optimal daylight diffusion
- NEW Decorative Fixtures bring the beauty of glass to your interior
- The Effect Lenses offer choices to warm or soften the light
- Add functionality with a Light Kit, Vent Kit or Daylight Dimmer™



Capture Zone

Sunlight is captured by the dome and directed down into the tube.

Transfer Zone

Sunlight is directed downward through the attic.

Delivery Zone

Sunlight is distributed throughout the room.

*Specular reflectance greater than 99%, with wavelength specific reflectance up to 99.7% for the visible spectrum

You've Never Seen The Sun Like This Before

Highly effective and simple to install, the Brighten Up® Series transforms dark rooms into extraordinary spaces filled with pure, natural daylight. Now, the revolutionary Solatube technology features Glass Distractions Decorative Fixtures. The vibrancy of daylight and the elegance of glass – united.

Model	Tube Size (diameter)	EDCS*	Light Coverage Area (residential)	Potential Tube Length
Solatube 160 DS	≈ 10 in (250 mm)	160 in ² (1032 cm ²)	150-200 ft ² (14-19 m ²)	20 ft+ (6 m+)
Solatube 290 DS	≈ 14 in (350 mm)	290 in ² (1871 cm ²)	250-300 ft ² (23-28 m ²)	30 ft+ (9 m+)

*EDCS (Effective Daylight Capture Surface) represents the surface area of the dome that collects and redirects sunlight. For comparison, a clear dome with no lens on a 10 inch tube system has an EDCS of 78.5 square inches.

- Ideal for:**
- Bathrooms
 - Hallways
 - Closets
 - Laundry Rooms
 - Kitchens
 - Living Rooms
 - Dining Rooms
 - Home Offices
 - Entryways
 - Garages
 - And More!



Decorative Fixtures & Diffusers

GLASSDISTRACTIONS
Decorative Fixtures





AuroraGlo
When the room demands a design element, AuroraGlo commands attention.

OptiView®
The unique dazzling lens of OptiView delivers artful views of the sky.



VividShade
The chic VividShade accents daylight with contemporary fabric.

TierDrop
Cascading. Classic. Beautiful.



QuadraFrost
Deliver stunning daylight with symmetry and style. QuadraFrost can be arranged to complement or contrast the lines of any room.

JustFrost
Simply stunning, JustFrost showcases sunlight in a clean, contemporary design.



Diffuser



Classic Vusion™
The fresh design of the Classic Vusion diffuser harmonizes with most any décor.

Add-Ons

Light Add-On Kit

The Light Add-On Kit provides the convenience of a switched light for night time use.



Universal Light Add-On Kit with Medium Screw Base accepts one 23-watt maximum fluorescent lamp for the 160 DS and two 23-watt maximum fluorescent lamps for the 290 DS.

Ventilation Add-On Kit

The Solatube 160 DS is available with an optional Ventilation Add-On Kit.



Vent Unit with Classic Vusion™ Diffuser



Optional Ventilation Roof Cap

Daylight Dimmer

Because you don't need 100% of the light 100% of the time, the innovative Solatube Daylight Dimmer easily controls the amount of daylight entering a room with the convenience of a switch. Our patented variable butterfly baffle controls the light output.



Daylight Dimmer Switch (sold separately). Multiple Daylight Dimmers can be controlled by one switch.



Flashings

Flashing kits are available for most roof types and pitches. They're fabricated as a single, seamless piece to ensure leak-proof performance.

Visit our website for more details at www.solatube.com